

Edit statistic area

This feature can be activated with the module [Pro shop - merchandise system](#)





You get to this menu topic via **Articles/Edit statistic area**.

This is where you can set if the statistic query should be included in the cash register payment process. So if you want to activate this query enter the check mark and define the required statistic areas. The describing names are freely definable. The picture shows a few examples:

Abbr	Description
nogo	Not golfer
go	Golfer
Ev	Events

When the query is activated you can include the statistic areas in your evaluation via **Accounts/Print...Statistic**. Then go to the tab **Filter** and select one or more **Statistic areas**.

Time period and content | Filter | Special article | Days / Time / Club-Statistic

 Print F8Article groups: Booking text: Amount area: from: to: Only other than 0VAT-Rate: Only this status: ▾FM-Export: ▾FA-Accounts: Cash register area: Statistic area: Booking person: Payment method: Discount rate: Categories: Normal Transfer In-payment Cash book Family Payments Other special categories Reset F5 Load F9 Save F11 Quit