

Team scoring

The PC CADDIE team scoring allows you to quickly and easily determine the results for Pro-Am, League games, Casual games and Interclub tournaments.

Information: the team scoring **cannot be used in combination with [Blind Hole](#)**. You can use the tournament in the individual results with blind hole, but you should set blind hole again to NO if you use the team ranking!

In addition, the team scoring **cannot be used in combination with [individual Stableford points](#)**.

If you want to carry out a team scoring with PC CADDIE, please first check whether you have the button **Team scoring** in the tournament input mask. Please contact PC CADDIE support if you don't have the module.

Call this function via **Competitions/Print.../Team results**:



Or select **Team scoring** in the opened tournament:

Competition data: Beginners-Cup - 30.06.17 - Participants: 5 / Guests: 2

Name, Date, Course

Code Name

Holes (36 -> 2 rounds, max. 108 -> 6 rounds)

Date

Course Aachener Golf-Cl.

HCP limit of the tees
 Men
 Ladies

Competition conditions

HCP limit... Hcp factor

Playing form

Scoring

Tie

Blind hole

Annual prize

Intern/Guests

Qualifying

project

New

Save

Delete

Copy from

Player

Scores

Print

Start fee

Transfer scores

Internet

Quit

Upload the team scoring to Internet

If you want to display the team scoring, you have to make the corresponding settings under Internet: If you want to display **only** the team ranking (for example, 3 best balls in the flight), please make sure that **no prizes** are set under [Prizes/Categories](#)!

If you want to display single scoring in addition to the team scoring, enter the desired prizes under [Prizes/Categories](#) (also important if there should only be a total gross and total net prize).

Intranet information (internal ID: 33) ✕

Name:

Form: manuell

Information | Categories | Number of players | Entry limits | Functions

Host: ID:

Remark:

Entry fee info:

Start: Tee: Time: o'clock

Display status:

Team results:

Qualified electronic scorecard

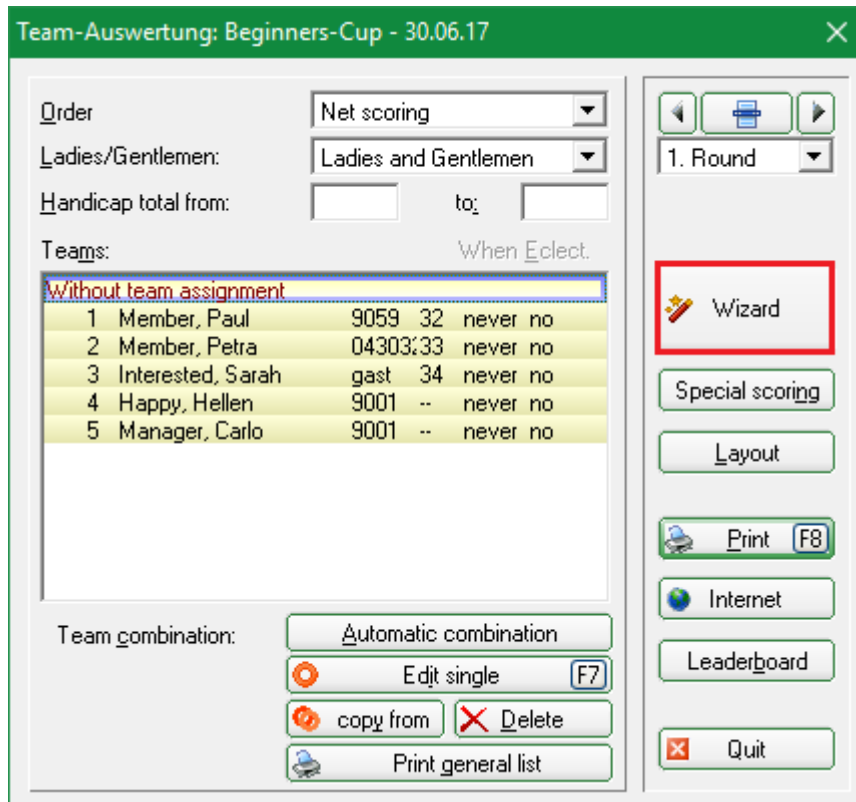
Visible as of:

Entry list:	<input type="text" value=".."/>	<input type="text" value="-7"/>	<input type="text" value="-1"/>	<input type="text" value="0"/>	<input type="text"/>	o'clock
Start list:	<input type="text" value=".."/>	<input type="text" value="-2"/>	<input type="text" value="-1"/>	<input type="text" value="0"/>	<input type="text"/>	o'clock
Results:	<input type="text" value=".."/>	<input type="text" value="0"/>	<input type="text" value="+1"/>	<input type="text"/>	<input type="text"/>	o'clock

Last performed:

Standard procedure for creating a team scoring

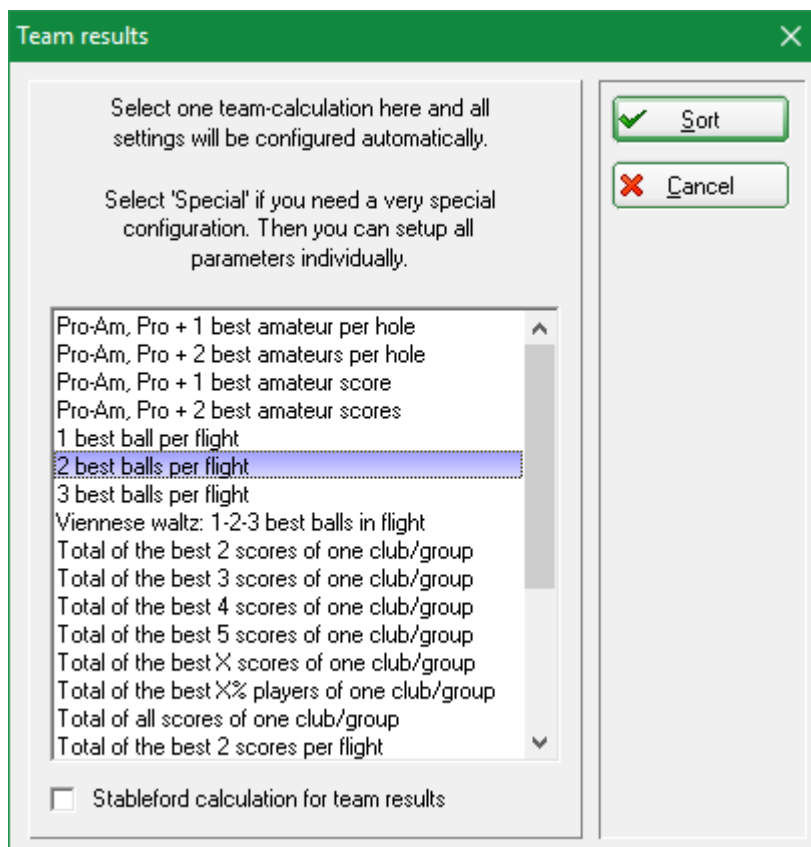
In most cases it is sufficient to use the two buttons **Wizard** and **Print (F8)** for the team scoring:



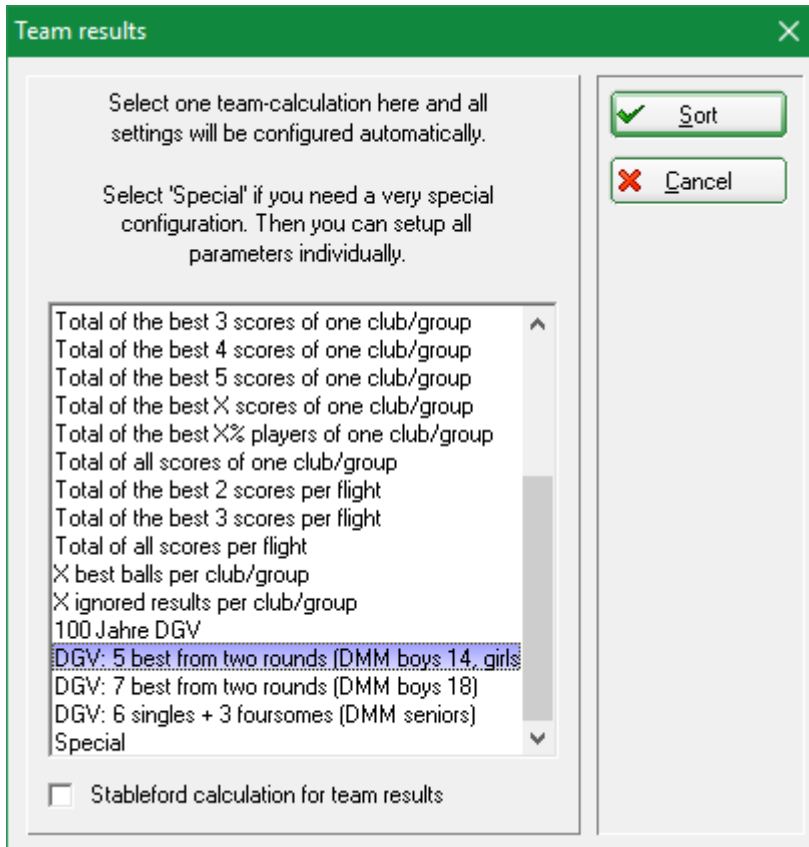
Wizard button

Press **Wizard**.

A list of the pre-set team scores opens.

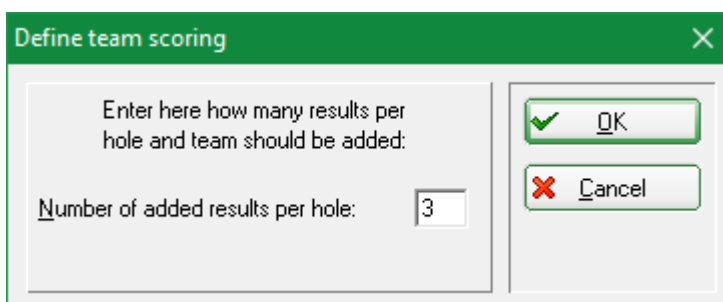


At the end of the list, please pay particular attention to the settings that are determined over 2 rounds. These evaluations can only be used in multi-round tournaments.



We are now continuing with „Standards“:

Select from the list the desired team scoring for your tournament. „Result“ always refers to the entire 18-hole result, „Balls“ always calculates the result per hole. If you confirm your selection with **Sort**, you will be taken directly to the queries **Automatic team assignment** and **Special scoring** (see the following sections). For the entries containing an „X“, you will be asked which value should be used for „X“:

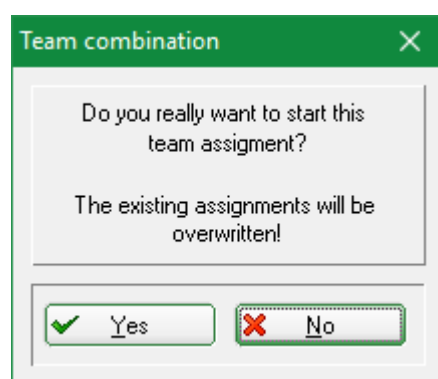
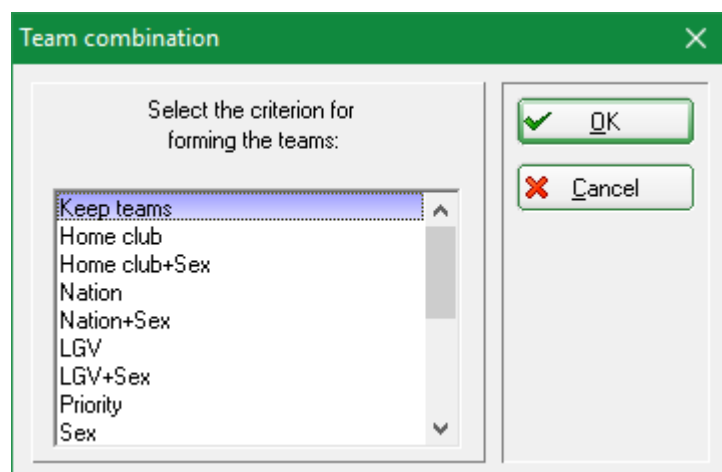


If you wish, mark **Stableford calculation for team results** for example if in a Pro-Am the individual ranking is to be based on the stroke play, but the team ranking is Stableford.

If this option is not checked, the team ranking is done in the same counting way in which the entire tournament was configured. If the tournament is already set to Stableford, it makes no difference whether this option is marked or not!

After you have selected the desired team ranking, confirm your selection with **Sort**. A window opens allowing you to select the team composition. „Home club“ is often used here, for example in league

games or friendly games. „Keep teams“ makes sense if you have previously put together the teams individually.



Confirm the query with **Yes**. PC CADDIE now puts the teams together according to the selection.

You should now check the team composition in the list and, above all, look to see if there are any players „without team assignment“ at the bottom of the list, golfers who couldn't be assigned automatically. If necessary, you can also assign these manually by selecting the player, clicking on „edit“ and entering the team number.

If you change the start list, the players' club or other settings that can affect the team scoring, you should definitely repeat the assignment with the **Wizard**. It is advisable to always check the assignment again before the first printout of a team results list, so that everything is correct for the award ceremony.

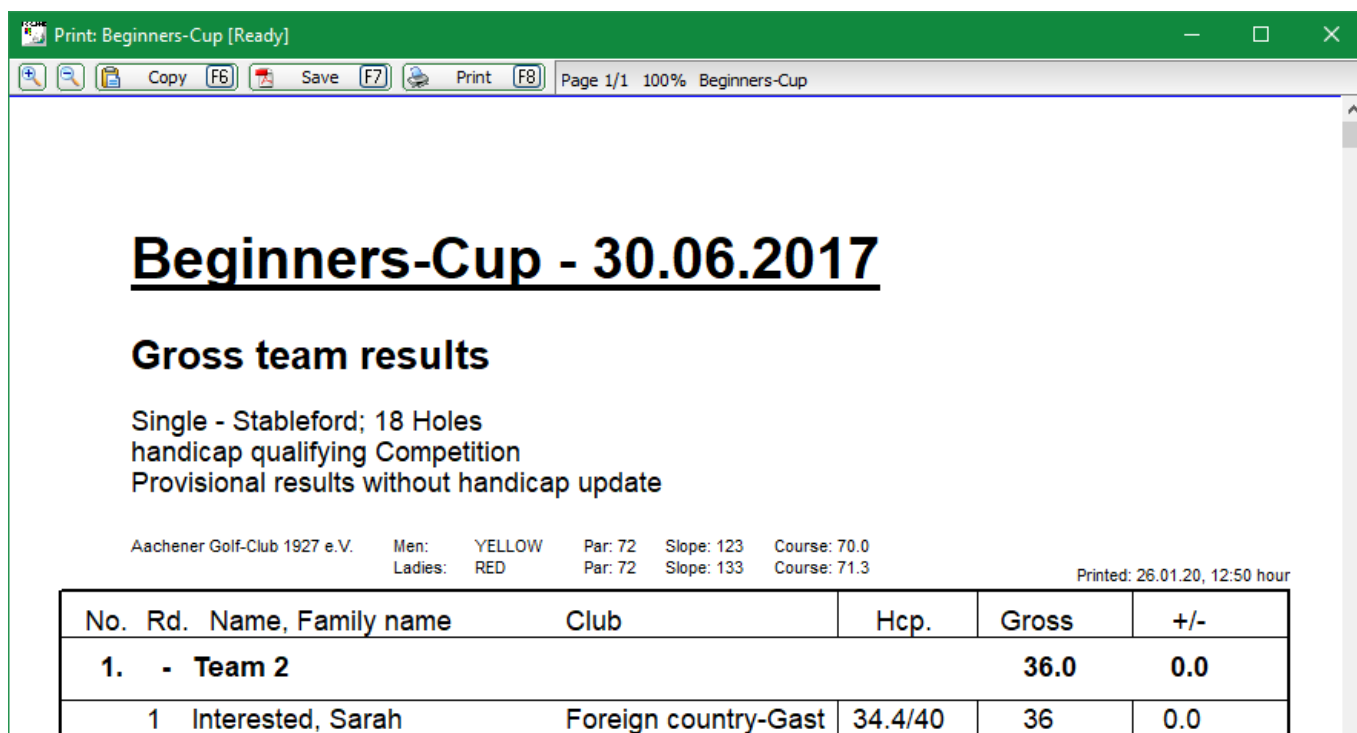
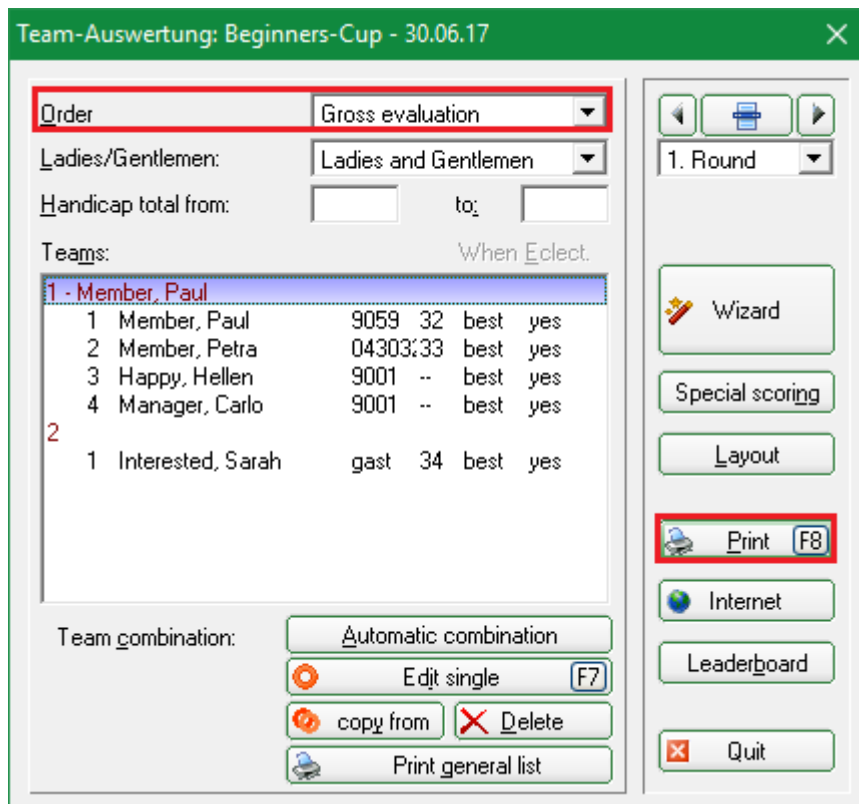
CR or Par scoring

League competition announcements (competitions with a rating of complete individual results) very often state whether the scoring is „par“ or „CR“

[Team ranking on par or on CR](#)

Print button

After the assignment has been made, you can press **Print** (F8) to start the scoring. You can choose beforehand whether you want to print net or gross:



Other options for team evaluation

In most cases, the normal procedure described above is sufficient. In the following section we describe the further possibilities for team scoring, which also make very special evaluations possible.

Automatic combination

The automatic combination (**Automatic combination** button) assign the players automatically in teams according to selectable criteria. The following setting options are available:

Team-Auswertung: Beginners-Cup - 30.06.17

Order: Net scoring
Ladies/Gentlemen: Ladies and Gentlemen
Handicap total from: to:

Teams: When Eelect.

Team	Member	Score	Handicap	Best	Yes
1 - Team 1	1 Member, Petra	04303:20		best	yes
	2 Member, Paul	9059	--	best	yes
2 - Team 2	1 Interested, Sarah	gast 34		best	yes
	2 Manager, Carlo	9001	--	best	yes
3 - Team 3	1 Happy, Hellen	9001	--	best	yes

Team combination: Automatic combination
Edit single (F7)
copy from Delete
Print general list

Wizard
Special scoring
Layout
Print (F8)
Internet
Leaderboard
Quit



Automatic team combination

Scoring

When?	How?
1st Team member: Only if best	Summarize
2nd Team member: Only if best	Summarize
3rd Team member: Only if best	Summarize
4th Team member: Only if best	Summarize

Players in a team: Minimum: 2 Maximum: 999

Selection (Who is the 1st team member?): Handicaps
Combination (Which players are a team?): Keep team
Team name: Nobody

Sort
Cancel

First, it is determined when and how the individual players in the team should be scored. This information can be given separately for the first four players in a team. You decide later in which order to proceed (see below). The fifth and each additional team member is assigned the setting from the fourth player.

When? determines whether and when the player is scored. There are three options:

- A player can be completely removed from the rating („Never“)

- A player should always be included in the rating („Always“)
- Only include a player in the ranking if he is among the X best players on the team („Only if best“). The number X can be chosen freely before calculating the team evaluation.

Under **How?** you determine how the player should be included in the rating. Either the result of the individual team members can be summed up to a total (“summarize”) or the overall result is determined as an eclectic result (“eclectic”). Combinations are also possible here.

In a Pro-Am tournament, players B, C and D belong together and form a team with the Pro. The joint result of players B, C, D should be determined as the eclectic of the two best balls of this team (e.g. the two best are B and C, the results are compared and thus the eclectic result is determined, player D is disregarded). To get the common team result, the pro should now be added. For such a configuration, the easiest way to set up using the „wizard“ is to select „Pro-AM: Pro + 2 best amateur balls“.

- For players B, C, D, the setting is then: „Overall best“ and „Eclectic“
- For Pro: „Always“ and „Summarize“

You can see this setting again after the assignment via the wizard under „Automatic combination“.

Players in a team sets how many players of the team should be rated.

The **Selection** of the team members takes place here according to the „handicaps“. As a result, the Pro (or best HCP in the game) is always rated, even if it is a woman and doesn't start as 1st. If the selection is in the start order, the results are always counted in this order.

The **Combination (which players are a team?)** is „Keep team“ in our example. After the automatic team assignment, you should print an overview list for checking.

Automatically assigned team members can be modified with the function **Edit single** (F7) in their team ranking. To do this, mark the player you want to edit.

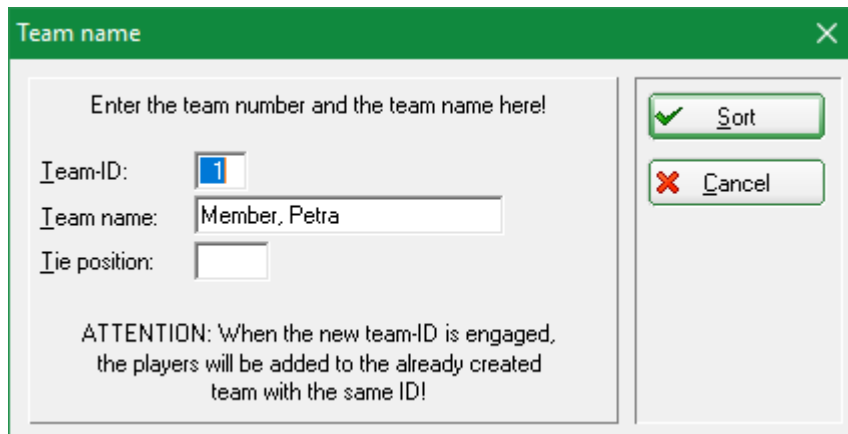
Edit team players individually

Using the button **Edit single** (F7) allows you to assign or remove individual players to/from a team. The type of rating can also be configured. PC CADDIE differentiates whether you select **Edit single**

(F7) while a player is selected in the list, or while the team name is highlighted.

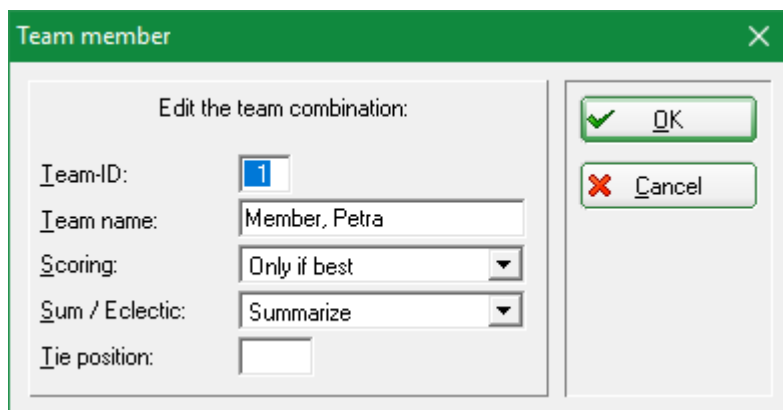
Teams:				When Eelect.
1 - Member, Petra				
1	Member, Petra	04303:20	best	yes
2	Member, Paul	9059 --	best	yes

If the selection is on a team name as above, the following dialog appears; the settings apply to the entire team (all players in the team). You can also change the team name individually, for example rename to „Team Porsche“.



Each team must have its own **Team-ID**. This number is used to assign the players to the team. If you set this number to „0“, the players will be removed from the team ranking.

If you have selected a player in the list and then select **Edit single** (F7), this dialog appears:



If here the **Team name** or the **Tie position** changes, the changes affect the entire team.

Team-ID, **Scoring** and **Sum/Eclectic** only refer to the activated player. By changing the team number you can easily assign the player to another team.

For information on **Tie position** is available here: [Tie](#)

Change Team name

Just as you can assign a player to a team individually, you can also change a team name.

Mark the line with the team name and select „Edit“.

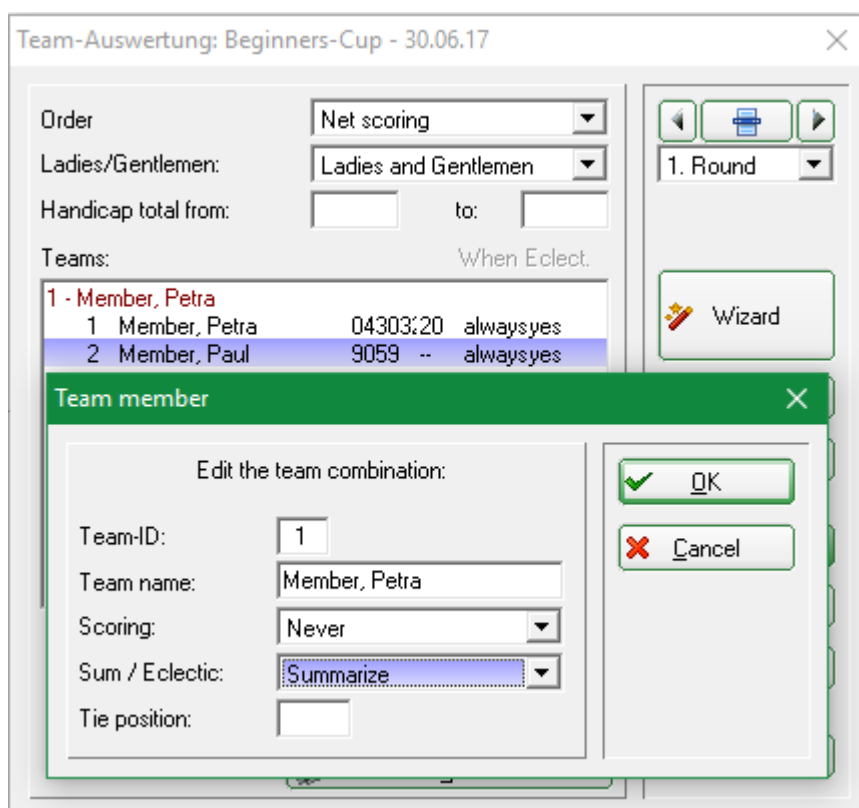
No Return (NR) and disqualification (DQ) in the team scoring

If you assign **No Return** (NR) or **Disqualification** (DQ) to only one team player, the entire team will consistently drop out of the ranking.

The opposite: If the rest of the team is allowed to count for the scoring, set **never score** for the single player in the team scoring.

This is how you can do it:

Go directly to the tournament data entry and select the button **Team scoring** in the lower right. In the team window, select the player and click on **Edit single** (F7). Set Scoring to „never“ and confirm with **OK**.



This is how you ensure that the team will still be scored. Then make sure that the number of results is still available for the scoring that is required in the tender.

Not enough results for the team

The scoring for a team is usually determined via CR or via par. If you have fewer results for a team than are in the advertisement, a team would have fewer strokes over CR than with one additional player, and would therefore be high in the ranking. Think about whether you want to take the team out of the rating or whether you add a „dummy player“ with the name: „Player, missing“ into the tournament and into the team, and only enter „blind results“ for this player.

Copy team assignment from another round

Team-Auswertung: Beginners-Cup - 30.06.17

Order: Net scoring
Ladies/Gentlemen: Ladies and Gentlemen
Handicap total from: to:

Teams: When Eelect.

1 - Member, Petra					
1	Member, Petra	04303:20	best	yes	
2	Member, Paul	9059 --	best	yes	
2 - Team 2					
1	Interested, Sarah	gast 34	best	yes	
2	Manager, Carlo	9001 --	best	yes	
Without team assignment					
1	Happy, Hellen	9001 --	best	yes	

Team combination: Automatic combination
Edit single (F7)
copy from Delete
Print general list

Wizard
Special scoring
Layout
Print (F8)
Internet
Leaderboard
Quit

Copy

Indicate from where to where to copy

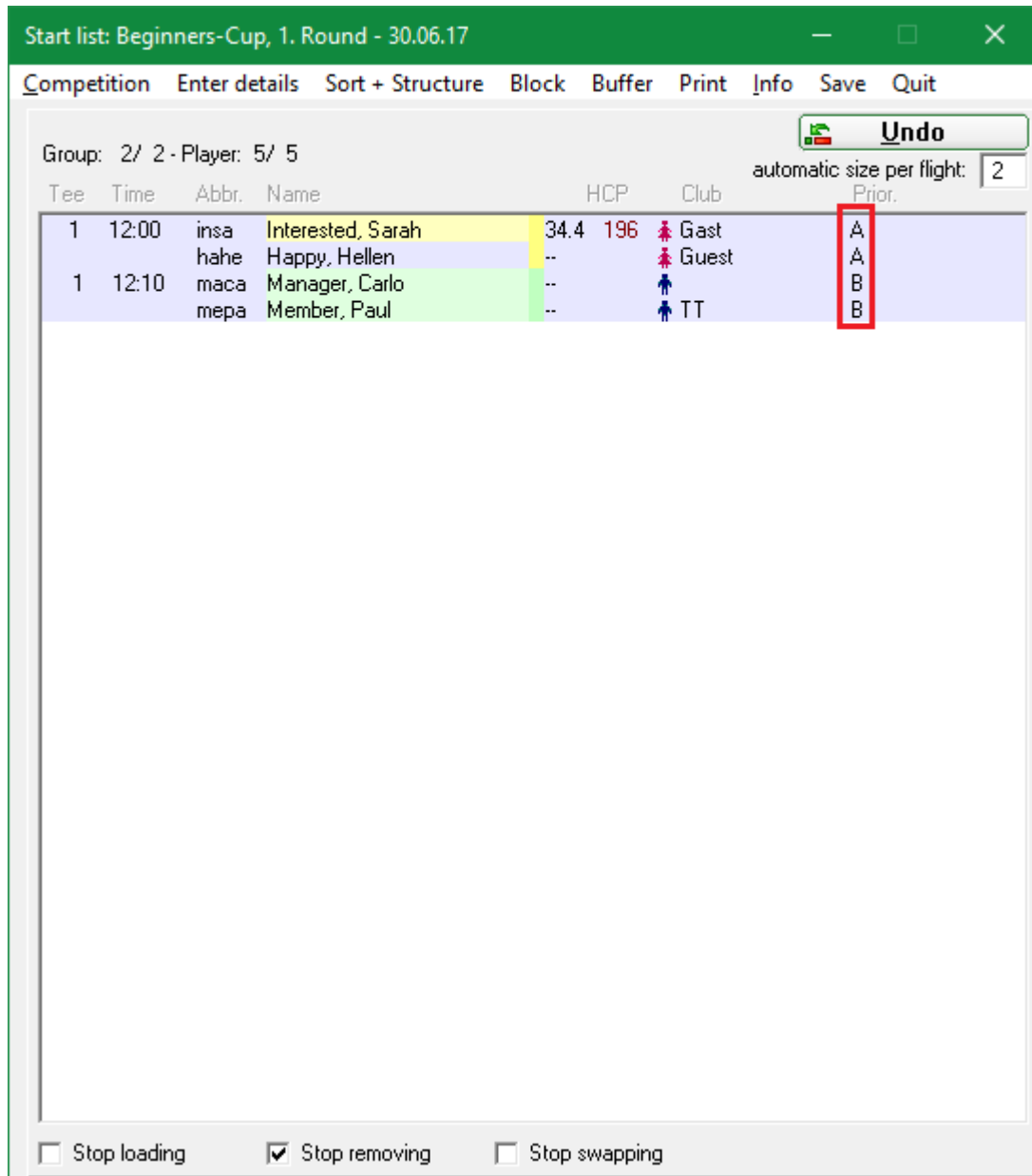
Source round: 1
Target round: 1
 Complete missing players

OK
Cancel

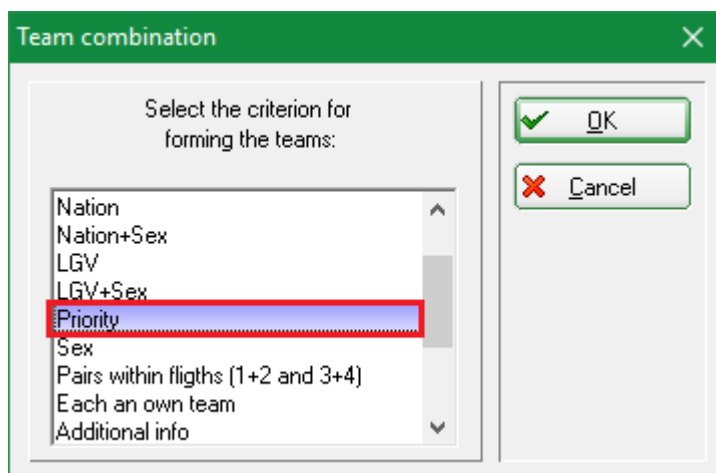
For tournaments over several rounds, the team assignment can be copied from another round by clicking **Copy**.

Team assignment using the start list

Teams can also be assigned according to the first letter from the start list, or the gender of the players. The prioritization is particularly useful if people without uniform characteristics are to be grouped together. To do this, enter a character of your choice when entering the player in the start list editor - behind the person, on the far right (under **Prior.**). You would assign an "A" to all players of Team A, a "B" for Team B, etc.

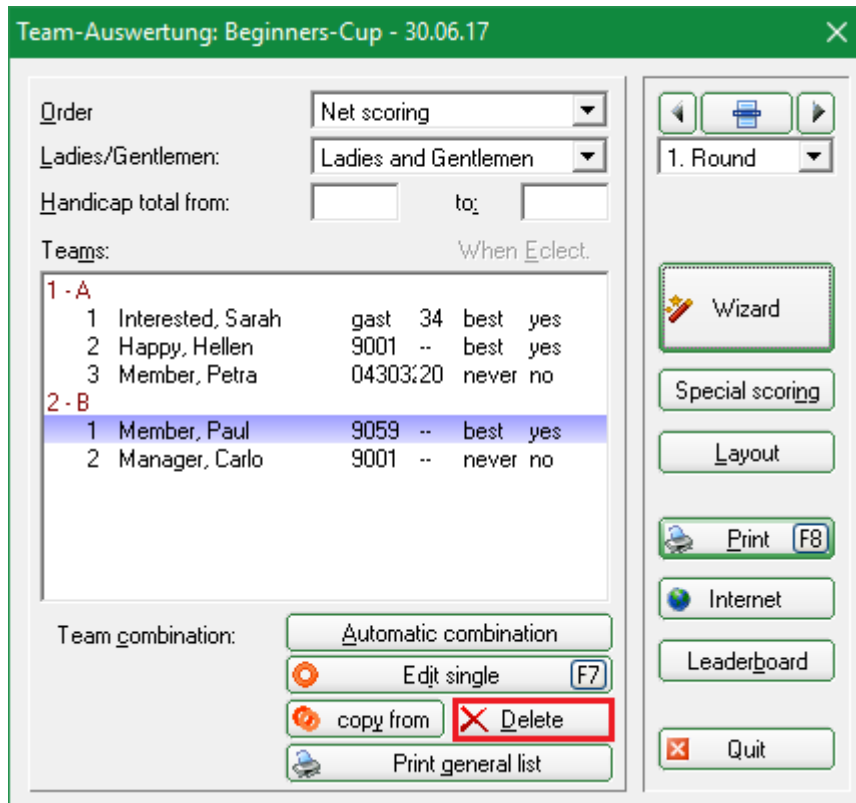


In order for your teams to be put together according to their priority, select the item „Priority“ when you create the team:

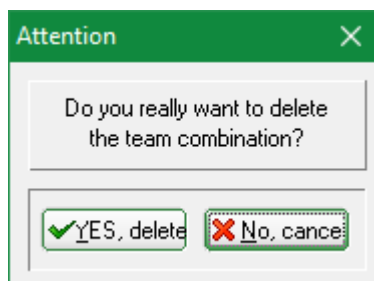


Delete team assignment

Click **Delete** if you want to delete the entire team assignment.



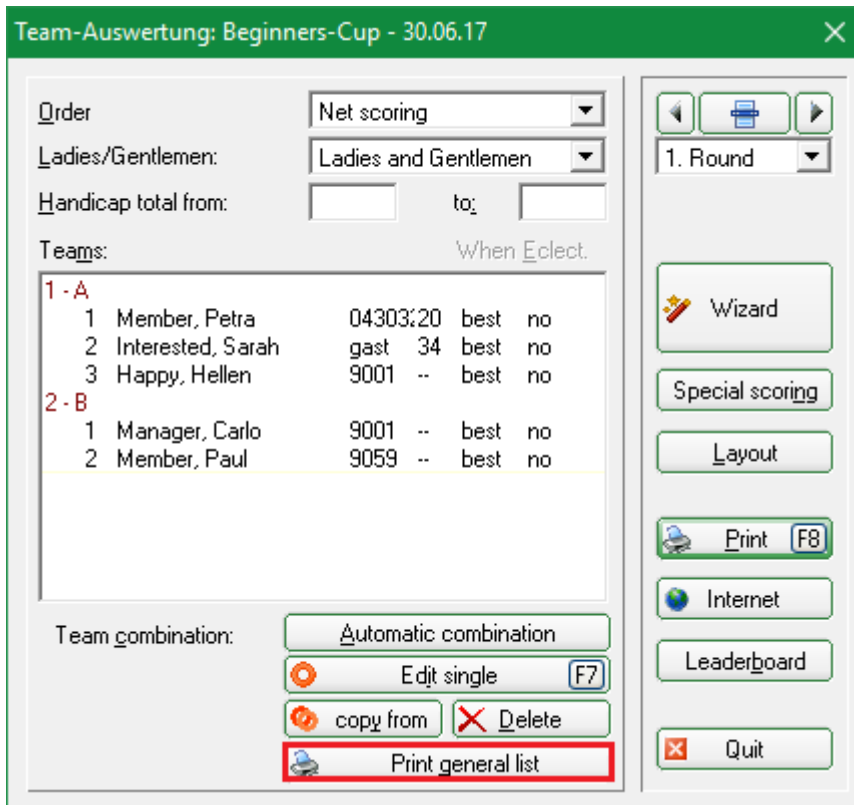
And confirm your selection in the next window with **Yes, delete:**



Print overview list

You can get an overview of the team assignment using the team list. It shows the team number and rating of the players. It is particularly important to print a team list to check the automatic team assignment.

The results are not shown in this list.



Beginners-Cup - 30.06.2017

Team list

Single - Stableford; 18 Holes
handicap qualifying Competition

Aachener Golf-Club 1927 e.V. Men: YELLOW Par: 72 Slope: 123 Course: 70.0
Ladies: RED Par: 72 Slope: 133 Course: 71.3

Printed: 27.01.20, 08:04 hour

Team No.	Name	Club	Hcp.	Scoring	Eclectic
Team 1 - A					
1	1 Member, Petra	Fontana GC	20.0/23	best	nein
	2 Interested, Sarah	Foreign country-Gast	34.4/40	best	nein
	3 Happy, Hellen	Guest	--/60	best	nein
Team 2 - B					
2	1 Manager, Carlo	TT	--/55	best	nein
	2 Member, Paul		--/55	best	nein

Copy team rating settings from another tournament

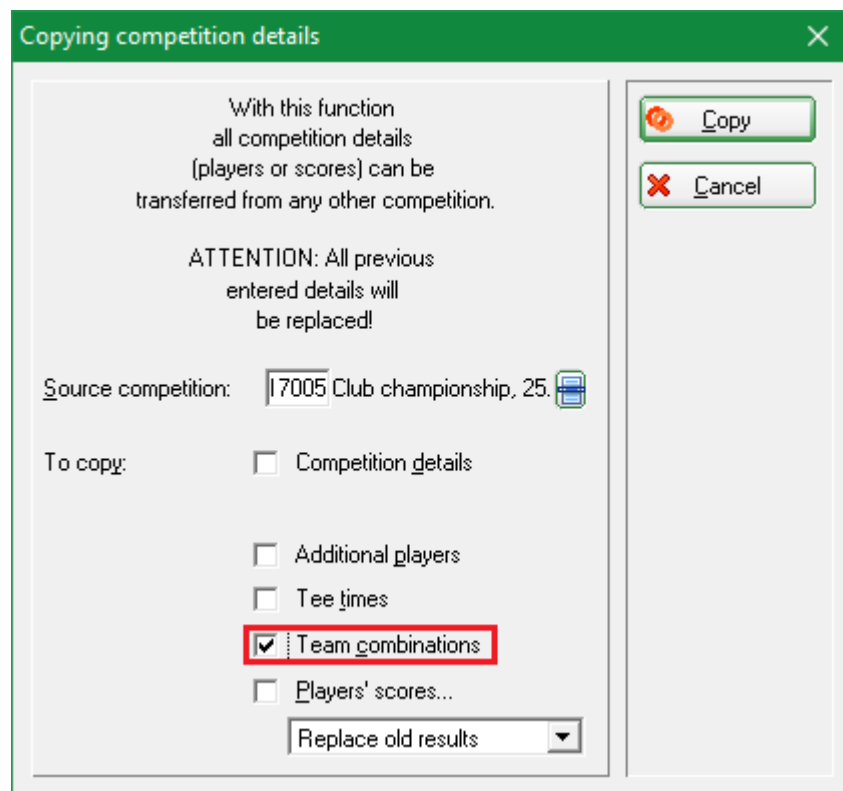
This feature is presented under [Copy data from another tournament](#).

If, due to the tender, an evaluation in two separate tournaments is necessary, and the teams may also be set individually, there is also the option of copying the team settings from another

tournament. Of course, this only makes sense if the players are the same in both tournaments. But it doesn't matter if there are some players in only one of the two tournaments. You can then manually assign these to a team in the team ranking.

Attention: make a [fast data backup](#) beforehand.

Select the tournament you want to **copy to** (the tournament where the settings are still missing), then click **Copy from** on the right, select the tournament from which you want to **copy the team settings** and tick **ONLY** at **team assignments** as in the following screenshot:



Special scoring

Use **Special scoring** if you want to configure the rating specifically:

Team-Auswertung: Beginners-Cup - 30.06.17

Order: Net scoring

Ladies/Gentlemen: Ladies and Gentlemen

Handicap total from: to:

Teams: When Eclect.

1 - A				
1	Interested, Sarah	gast	34	best no
2	Happy, Hellen	9001	--	best no
3	Member, Petra	04303:20		never no
2 - B				
1	Member, Paul	9059	--	best no
2	Manager, Carlo	9001	--	best no

Team combination: Automatic combination

Edit single (F7)

copy from Delete

Print general list

Wizard

Special scoring

Layout

Print (F8)

Internet

Leaderboard

Quit

Define team scoring

Number of players with the status 'best only': 2

Absolute number of best

Number of computed scores per hole (Eclectic): 3

Calculate the team results under STABLEFORD? No

Output the team result as AVERAGE RESULT? No

Presentation of the players: Export scores per hole

OK

Cancel

Usually these settings are already correctly configured by the **Wizard**. You need to manually make settings only in special situations.

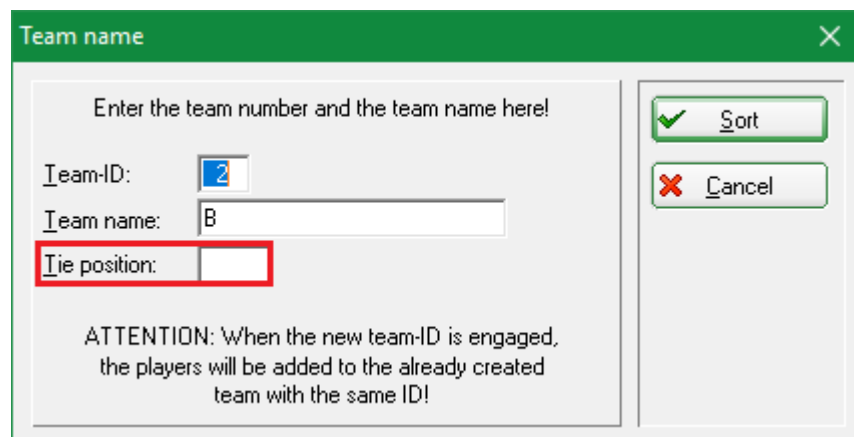
For example, you can display the hole results for all players. This is very nice, especially for Pro-Am ratings such as „2 best balls in flight“ etc. To do this, simply select at **Representation of the players** the output „hole results“.

In case of tie

Please note that PC CADDIE team rankings doesn't automatically deals with ties. Select the order manually (pay attention to the competition announcement text!) by rearranging the teams in the

team rating setting with **Edit single** (F7):

You can manually adjust the order for teams with the same results using **Pos. in the play-off**. If two teams are tied, enter "1" for the first team, "2" for the second, etc.



Automatic play-off

Nothing specific is mentioned in the tender for the play-off for a team classification?

If **Last, Hardest, or Hardest/Easiest** is set in the basic settings of the competition for **play-off**, this is also used in the team ranking. This means that, if for example, 6 players are scored, the results of the holes set for the play-off are always added for all players.

If one of the other play-off settings is selected in the competition, the order of the play-off in the team ranking is random.

Team scores with fours and singles

Foursome and single - Number of results per round adjustable

Consider a team championship, in which 1 pair is deleted in the foursome and 1 player is also deleted in the individual. You can create one tournament with different game forms and also complete the second round by default; the „Wizard“ helps you to „Select X deletion results per club / group“ in each round, and delete 1 result for each.

Foursome and single - Different number of results per round

You can also prepare for team evaluations over several rounds, with different numbers of results to be evaluated.

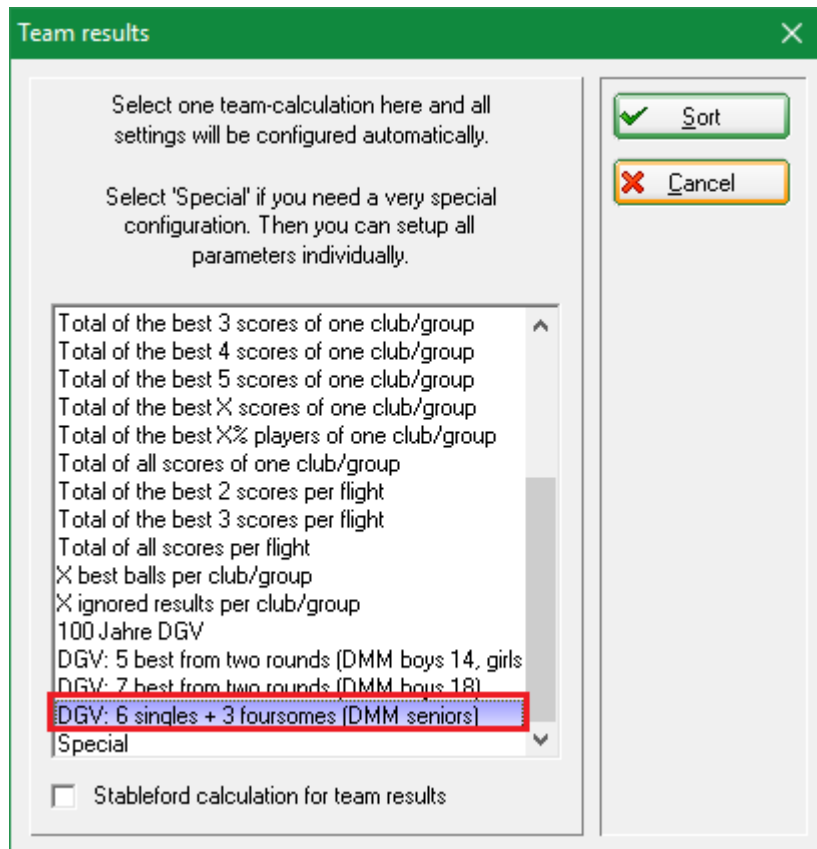
In many cases, you can use the **Wizard** and the **Special settings** to process foursomes and singles in 1 tournament over 2 rounds.

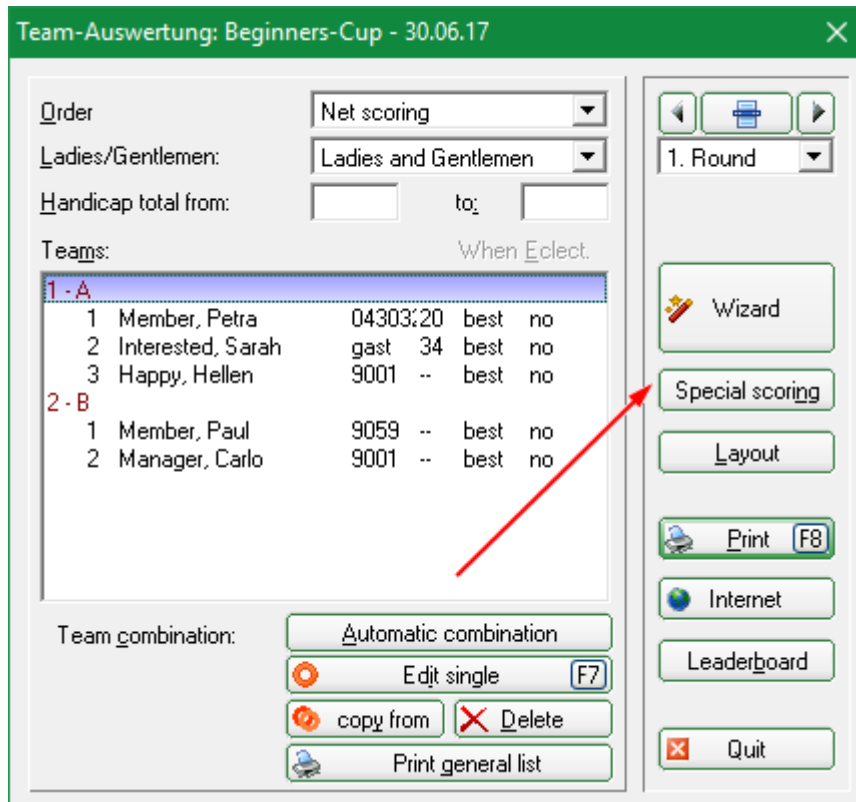
In a multi-round tournament, the team ranking must be set the same way every round. This means, for example, that 1 player is set in each round (class. foursome and singles, for example), or there is a tournament with 1 player over all rounds (this variant also applies for a 2 round tournament). With all other settings, you can also create the rounds in individual tournaments and handle the team evaluation with multi-team evaluation (only PDF available for online display in this case). Think

carefully about the best way to carry out the tender. Also think about the presentation on the Internet.

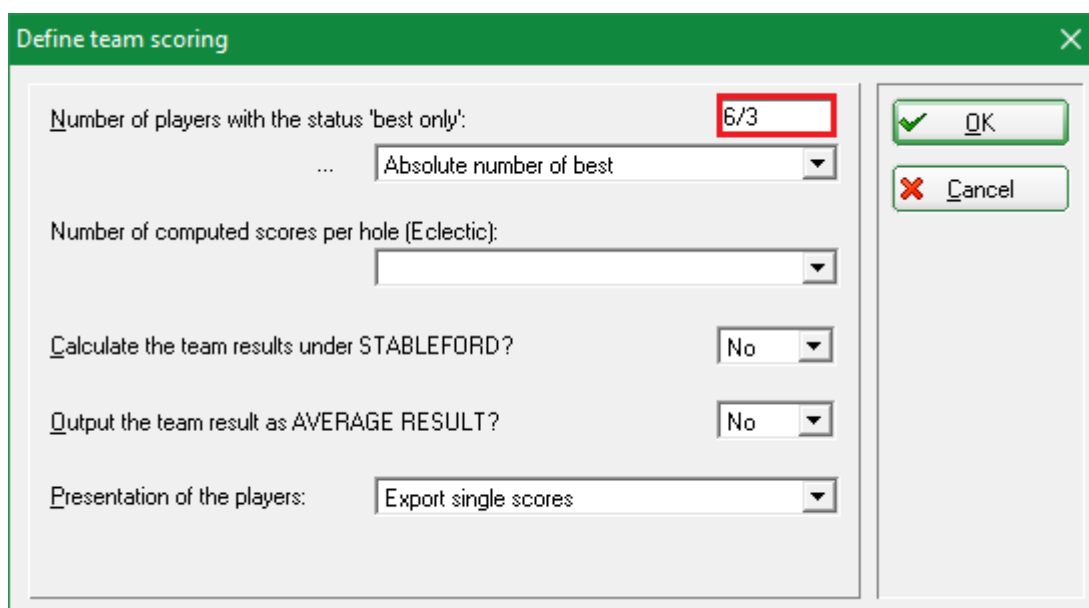
Use the following option for all variants of foursome and single scoring:

The Wizard gives you the options **6 singles and 3 foursomes** . If you use this for the team ranking, you can change the number of singles and foursomes to be scored using **Special**. Take a look at the following screenshots:





In the following screenshot, „6“ stands for the „single“ and the „3“ for the number of foursomes to be evaluated **Change the numbers according your tender, for example 3/2 for 3 singles and 2 foursomes.**



Multi-team scoring

The multi-team evaluation is always used if several rounds from different individual tournaments are to be evaluated for the team evaluation (teams should be identical), but it can also be used for printing in a multi-round tournament with different forms of play. More details are available under [Multi-team scoring](#).